



London Bridge

Station Guide



Information older, disabled and less mobile passengers.

Including accessible facilities and passenger assistance services.

Contents



Introduction	04
Station overview	05
Who does what at our station	05
Station operating hours	05
Train operators at our station	06
London Underground stations at our station	06
Station access	07
Step-free access	07
London Underground	08
Step-free classification	08
Tactile paving/panels	09
Arriving by car	10
Parking	10
Taxis	11
Buses	11
Buying a ticket	12
Ticket office opening hours	12
Ticket vending machine operating times	13
Passenger Assistance	14
Passenger Assistance at our station	14
Accessing Passenger Assist services	16
Booking in advance	16
Turn up and go	18
Where to go when you arrive at the station	18
Replacement transport	19

Interchanging	20
Buses	20
Using the station at busier times	21
If things don't go as planned	22
Booked assistance failures	22
Planned or unplanned disruption	22
Station facilities	24
Seating	24
Toilets	25
Showers	26
Left luggage	26
Lost property	27
Customer information screens	27
BSL customer information screen	27
Information points	28
Hearing loops	29
Catering and retail	29
Getting in touch	30
If things go wrong	30
On the day of travel	31
How to escalate a complaint	32
Further information	34
About this guide	34
Our ATP	34
Working with train operators	34
Our work with disabled people on improving accessibility	35

Introduction

Welcome to London Bridge station.

This leaflet sets out:

- The help that is available at the station for older, disabled and less mobile passengers and how to get it
- The facilities available in and around the station

We work in collaboration with all relevant parties, including our train operators, to meet the standards outlined in this guide and commit to continuously improve our services and facilities for older, disabled and less mobile passengers.

Station overview

Who does what at our station

Network Rail manages the station, provides assistance to passengers and maintains facilities including toilets and accessible features such as Changing Places, lifts and escalators.

Our train operators sell tickets to passengers and provide the train services.

Station operating hours

Day	Time
Monday to Saturday	04:00 – 01:00
Sunday	06:00 – 01:00



Train operators at our station are:



Southeastern services from Charing Cross and Cannon Street to destinations in South East London, Kent and East Sussex.



Southern commuter and regional services to South London and numerous destinations in South East England.



Thameslink services from Bedford, Cambridge and Peterborough to Brighton and other destinations in Sussex and Kent.

London Underground stations at London Bridge



London Bridge Underground (Northern Line and Jubilee Line) station is operated by Transport for London (TfL) and further information on their services can be found using their website www.tfl.gov.uk or on the TfL Go app.

For information on how to interchange between our station and the Underground and the help we can provide, please see page 20 of this leaflet, '[Interchanging](#)'.



**Transport
for London**

Station access



Step-free access


Step-free access to platforms

The station has step-free access to and between all platforms, at all times trains are running, via level access and lifts.

Access to the main station – all entrances to the station have step-free access.

Platforms 1–15 – all platforms have lifts.

Our platforms are long, so it may take a little time to reach your train or access our main concourse on arrival therefore you may wish to seek support from one of our station team, to get you where you need to go on time.



London Underground

London Underground – step-free access to the platforms available via Borough High Street entrance/exit via lift.


Step-free classification

Under the industry step-free classification system, London Bridge is a category A station – meaning that the station has step-free access to and between all platforms, at all times trains are running, via level access, lifts or ramps (in accordance with new-build standards re gradient/ length).

Tactile paving/panels

Tactile paving/panels are used to help passengers with visual impairments to detect the platform edges at our stations. These are comprised of bumps that are detectable with a walking cane, by guide dogs and/or felt underfoot.

At London Bridge all of our platforms are fitted with tactile paving/panels.



Arriving by car

Our pick-up and drop-off points are accessed from Borough High Street onto the Railway Approach and is located adjacent to the London Bridge Bus Station.

- For ease, please find the sat nav postcode for pick-up and drop-off point: **SE1 95G**

Note: Due to limited space and to avoid traffic congestion you will be unable to wait at our drop-off and pick-up points and we thank you for your support.

Parking

There is no public car park at the station.

Taxis

We have an accessible taxi rank located outside the front of the station (near to the Shard) on the upper concourse. An alternative taxi rank is situated in Bermondsey Street.

Our staff are available when you alight or depart between the hours of 07:00–22:00 each day and will help passengers who need or have booked passenger assistance between the taxi rank and the station.

To access the taxi rank, follow signs from inside the station.

For information:

The taxi rank is a designated TfL taxi rank operating black cabs, all of which are wheelchair accessible. Some of the newer 'black cabs' are also fitted with induction loops and intercoms for hearing aid users.

Buses

Buses arrive and depart from street level, step free access is available to and from the concourse.

Buses are operated by Transport for London (TfL) and further information on their services can be found using their website www.tfl.gov.uk or on the TfL go app.

For information on how to interchange and buses between our station and the Underground and the help we can provide, please see page 20 of this leaflet, 'Interchanging'.

Buying a ticket

Accessible ticket machines are located at various points around the station.

The ticket office also has accessible ticket counters.

Our ticket machines are all equipped with smart card readers.

Our staff can help you to buy tickets if required.

Ticket office opening hours

Day	Time
Monday – Saturday	04:45 – 01:00
Sunday	05:25 – 01:00

Ticket vending machine operating times

Machines are available during station operating hours.



Passenger Assistance

Passenger Assistance at our station

We offer assistance to older, disabled and less mobile passengers who need help accessing our facilities and train services.

Our Passenger Assistance team have access to wheelchairs and Passenger Assistance vehicles to help us assist you in and around the station.

Note: Wheelchairs are not available for passenger use without the help of one of our team.

What services are included?

Our Passenger Assistance team can aid with:

- Offering a helping hand to the station
- Support when boarding, finding a seat, or alighting the train
- Meeting you from your train and taking you to your next train or the exit
- Arranging a ramp to assist you on or off your train
- Assistance relating to a non-visible disability
- Advising on the accessibility of other stations across the network for your onward journey
- Carrying your bag(s) – up to three items of luggage as per the National Rail Conditions of Travel


Distances from the concourse to trains can be lengthy at London Bridge so to assist you in a timely and safe manner we would request our passengers to arrive in good time; we recommend arriving 30 minutes prior to departure.

When arriving at the station by train where it is the terminating stop for the train, our aim is to meet you on time. Sometimes it may take us a little longer because we often assist more than one passenger per train, but we have a service commitment to not exceed 5 minutes from arrival and 10 minutes during disruption.

If you arrive at the station much earlier than your planned departure time, you may have to wait for assistance staff to become available.

London Bridge is one of the busiest stations in the country for Passenger Assistance bookings. Because our station is so busy, we do recommend that you book in advance wherever possible.

Pre-booked assistance can be booked up to 2 hours in advance of travel.



Accessing Passenger Assist services

Assistance for any journey, including journeys with multiple connections using multiple train companies, can be booked in advance, or can be requested on the day from a member of staff.

Booking in advance

There are several ways you can book assistance in advance:

1. **Contact the relevant train operator for your journey via their website.**
2. **Passenger assistance on a web browser passengerassistance.com.** We will tell you when your booking is confirmed. Then, all you have to do is book your ticket and you're on your way.
3. **Transreport Passenger Assistance App.** You will be able to download the app by searching for "Passenger Assistance" on your app store (iOS/Android). Once found, click 'Install' and wait for the app to appear. Send your request to book assistance on the app and this will be sent directly to the train operator, who will arrange assistance for you. We will tell you when your booking is confirmed. Then, all you have to do is book your ticket and you're on your way.




4. Visit the [National Rail Enquiries website](#).
5. Follow the instructions provided via any other train booking service provider.

On the day you can request assistance from any of our team or go directly to our assisted travel meeting point where one of our team will help arrange assistance with you.

Tell us about your journey

The booking agent will need to know the following information, so it may be useful to have this to hand when you call:

- The date and time of the service you are planning to travel on
- Your seat reservation details (if you have one)
- If you are travelling with other people, especially if they also require assistance, at London King's Cross our assistance vehicles can only seat three people each
- If you have any requests such as a preference to being assisted on foot rather than in a buggy, please make this clear to the booking agent



‘Turn up and go’

As well as booking in advance, you can ask for assistance on the day that you are travelling. For Turn up and go service, passengers are to arrive 30 minutes prior to departure.

Assistance services are available at all times the station is open. You may need to wait until staff are available to help, but our policy is to make it happen.

You can ask any member of staff at the station or go to our assisted travel lounge at the times it is open.

Help points

Push button information points where you can speak to a member of staff 24/7. These are located at:

- On the upper concourse
- The entrance of St Thomas Street
- The entrance of St Thomas Street near to the station reception
- The entrance on Tooley Street near McDonald’s
- The entrance on Tooley Street near McDonald’s The Shipwreck Arms



Where to go when you arrive at the station

Passenger assistance points are located at each entrance to the station. Please head here if you need or have booked assistance and staff will be able to help you with information about the station and services.

You can also request support from any of our Customer Service team; note we have a dedicated team who support the delivery of assistance to our customers, and they can be identified by the purple tabards that they wear, but any member of the railway team can assist you.

Replacement transport

In some circumstances, alternative accessible transport might be offered **during planned works or times of disruption**.

We will work with your train operator to help you make your journey, this may include the train operator arranging alternative accessible transport where appropriate.

Interchanging

This section explains how you can change from one mode of transport to another and how to navigate within the station.

Please note that we can only provide assistance on the station premises to/from London Bridge Underground, taxi rank and bus station.

Buses

When departing London Bridge, we are happy to assist you to your connecting bus. Please let a member of staff know if you wish to do this. We regret that we are unable to collect you from arriving buses at the station.

Information on bus and London Underground services is available on the Transport for London website at [tfl.gov.uk](https://www.tfl.gov.uk) or on the TfL Go app.

If you need information on how to change to another mode of transport at the station, please speak to a member of the station team.



Using the station at busier times

London Bridge is one of the busiest stations in the UK and there are times when the station can become congested. Our station teams manage passenger flow during busier times.

Off-peak times are when the station is least busy – these are normally during the week after 09:30 until 16:00 and after 19:00.

If you require assistance to travel through the station during busier times our team is available to assist. Please contact a member of the team throughout the concourse or go directly to the information desks where our team will provide assistance to your train.



If things do not go as planned

Booked assistance failures


Where your booked assistance has not been provided or does not go as confirmed by the operator, passengers can submit a claim for redress to the operator of the train they were travelling on, or due to travel on, when the failure took place. We will provide you information as required to help you.

Planned or unplanned disruption

We will tell you about disruption to services by displaying information on our customer information screens and making audio announcements throughout the station.

If you have booked and/or require assistance during times of disruption we would ask that you make yourself known to one of our station colleagues at the assisted travel lounge or the Passenger Assist meeting point who will support you by providing information on your booked service, and will assist with your onward journey including rearranging assistance as necessary.

All information during disruption will be communicated to you including regular delay updates to help you decide on your travel preferences and if required, how to access suitable alternative transport options.



We will provide access and information on how to claim compensation when you are delayed.

Prior to any long-term refurbishments at our stations we will consult user groups and stakeholders.

We will notify you of any short or long-term refurbishments on our website and National Rail Enquiries to help you plan your journey in advance and when you are in our stations we will provide information prior to and during these refurbishment activities.

We will also keep passengers up to date via our social media platforms: [@NetworkRailLBG](https://twitter.com/NetworkRailLBG) on X (formerly known as Twitter).



Station facilities



Seating

Seating is located throughout the station including priority seating, please refer to table below for details:

Location	Customer information screens	Priority seating	Heated
Lower concourse The concourse is a large, seated area for passengers.	Yes	No	No
Upper concourse The concourse is a large, seated area for passengers.	Yes	No	No
Platforms Seating is available on platforms, conveniently located at key points.	Yes	No	No

Toilets

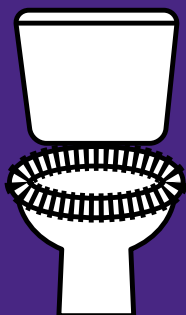
Toilets including accessible toilets and a baby changing facility are located on the lower concourse through the Western Arcade. Use exit D if you are coming from the London Underground.

There are further accessible toilets on platforms 1–9.

A Changing Places facility is located on the upper concourse behind the information desk.

All toilets are open during station opening hours.

Our accessible toilets are free to use and can be accessed using a Radar key. If you don't have a Radar key of your own, please speak to a member of station staff or one of our cleaning team who will open the facility for you.



Showers including accessible showers

Please note there are no shower facilities available.

Left luggage

Passengers can leave luggage in our Left luggage facility, which is located on the Upper Concourse, past Redwood retail unit.

If you require assistance to access this facility, please contact one of our station team.

Left luggage opening hours

Day	Time
Monday to Sunday	08:00 – 21:00

For more information

+44 (0)20 3468 4714

londonbridge@excess-baggage.com



Lost property

Lost property is also located within left luggage.


Customer information screens

We have various customer information screens across the station that provide train information, including train times and platform numbers.

We also provide audio announcements for all our train services and other customer related information.

BSL Customer Information Screens

A BSL information screen can be found below the departure boards, next to the gateline to platforms 0–8. It provide information on train departures and updates during disruption.



Information points

There are two information points at the station.

The main information point/help desk is located on the lower concourse. The second help desk is located in the upper concourse.

Staff at both of these will be able to help you with information about the station and services.

Information points operating hours:

Day	Time
Monday – Friday	07:00 – 21:00
Saturday	10:00 – 18:00
Sunday	10:00 – 18:00



Help points

Push button information points where you can speak to a member of staff 24/7. These are located at:

- On the upper concourse
 - The entrance of St Thomas Street
 - The entrance of St Thomas Street near to the station reception
 - The entrance on Tooley Street near McDonald's
 - The entrance on Tooley Street near McDonald's The Shipwreck Arms
-

Hearing loops

Hearing loops are located at the ticket office, on the platforms, at help points and the information desk.

Catering and retail

As our retail offering can change regularly, please visit our station website page for up to date information or ask for a station map at the station.

More detailed accessibility information

Our website station pages contain all the information on London Bridge station, visit [London Bridge – Facilities, Shops and Parking Information](#)

Getting in touch

If things go wrong

We value and welcome your feedback, so please share your experience with us. You can do so in the following ways:

At our managed stations: Employees are trained to help you if you have any questions. Speak to any Network Rail member of staff at one of our managed stations and they will attempt to resolve your query.

National Helpline: 03457 11 41 41, open 24 hours a day, seven days a week including bank holidays. If the query can't be resolved immediately, we will log your feedback and look into the matter.

Online: www.networkrail.co.uk/contactus where you can submit a station complaint form.

You can access frequently asked questions or choose to provide feedback to Network Rail from this link, which is also where you will find our online contact form.

Live chat: Our live chat is available from:

Day	Time
Monday – Friday	07:00 – 21:00
Saturday – Sunday	08:00 – 20:00

www.networkrail.co.uk/contactus

X: @NetworkRail, we respond to as many queries as we can on X or will help you to log an issue for us to look in to.

Post: We have regional community relations teams. If action is required, our central team will pass your query or feedback to the team that works in your area. You can write to us at:

**Network Rail
Waterloo General Offices
London
SE1 8SW**

On the day of travel

If you have any questions about your journey prior to accessing the station, please contact the Train Operator you booked assistance with.

Alternatively you can contact the National Passenger Assist team on 0800 022 3720 who will direct you to the correct person.

You can follow us on X for updates about the station – **@NetworkRailLBG**.

Whilst our X account can offer useful information, it isn't monitored 24 hours a day so for urgent advice we would advise you to contact our **National Helpline on 03457 11 41 41**. We will aim to respond to any messages on X as soon as possible.

How to escalate a complaint

If you are unhappy with how Network Rail or a train operator has dealt with your complaint you can contact the Rail Ombudsman, which is an independent organisation set up to resolve complaints about the rail industry.

Telephone: **0330 094 0362**

Textphone: **0330 094 0363**

Email: info@railombudsman.org

X: [@RailOmbudsman](https://twitter.com/RailOmbudsman)

Website: www.railombudsman.org

Post: **FREEPOST – RAIL OMBUDSMAN**



How to contact train operators



Southeastern

Post: **Southeastern Customer Services**
PO Box 8625
Swadlincote
DE11 1HZ

Telephone: **0345 322 7021**

Website: <https://www.southeasternrailway.co.uk/>

Whatsapp: **07866 002 690**

SignLive: <https://signlive.co.uk> BSL users can request assistance or contact our customer service team

Text Relay number: **18001 0345 322 7021**

X: [@Se_Railway](#)



Southern

Post: **Govia Thameslink Railway**
PO BOX 8644
Derby
DE1 9RQ

Telephone: **03451 27 29 20**

Website: <https://www.southernrailway.com/>



Thameslink

Post: **Govia Thameslink Railway**
PO BOX 8644
Derby
DE1 9RQ

Telephone: **03451 27 29 20**

Website: <https://www.thameslinkrailway.com>

X: [@TLRailUK](#)

Further information

About this guide

You will find a copy of this guide on our website. The guide is also available in alternative formats including large print, audio version and text only versions.

Our Accessible Travel Policy

Our policy document sets out the commitments Network Rail has made, to ensure older, disabled and less mobile passengers can use our stations and facilities.

You can find this on our website, or by contacting us using the details in the contact us section.

Working with train operators

As part of our commitment to provide high quality assistance to our passengers we engage regularly with our train operators to review, monitor, and improve our service provision.



Our work with disabled people on improving accessibility

London Bridge Accessibility Forum has been set up to consult future changes to the station with our disabled passengers, helping to ensure we build a station fit for all.

National Freephone Passenger Assist

Telephone: **0800 022 3720**

Textphone/minicom: **0845 60 50 600**

Textphone Free SMS Passenger Assist Forwarding Service: 60083 – text your requested journey from your phone and you will receive an instant message with the number you need to dial from your textphone unit.

www.disabledpersons-railcard.co.uk/travel-assistance/



